

URC Internship 2016

This report is related to the research work  
on public parks and play grounds of  
Karachi.

# Public Parks And Play Grounds

Research Work

Tazeen Saleem, Abdullah Ilyas Ghaznavi,  
Zafar Abbas, Zainab Fatima

---

**REPORT FOR  
QUANTITATIVE SURVEY OF PARKS AND PLAYGROUND  
August 21, 2016**

## **Acknowledgment:**

We would like to thank to Mr. younus baloch director of Urban Resource Centre in Karachi who gave opportunity to us to have a research from his reported and well known organization and he gave us his precious time to share his views quiet often on the subject. We would like to show our gratitude to sir Zahid farooq who provide information regarding recreational spaces. We are very glad to have a cooperative in charge of Hill park who guide us and help and provide special security and information which were very helpful and in gathering informative data. We are immensely grateful to the respondents who shared their precious time and useful insights. We are also grateful to Mr. Adnan Qureshi who cooperates with us to forward our research in a best way.

## **Introduction:**

Population increment of Karachi is directly related to the creation of more public institute and places which citizens is one of the basic and important needs, concerning other public places, parks and play grounds has its own social, environmental and health impact. Parks and public spaces have great impact on human life and it plays a key role in human development and helps to minimize stress and refresh the minds. In Karachi city government built many parks and recreational spaces but due to ignorance, lack of budget and political interest the parks destroyed. But unfortunately, the secondary and media alerts and news totally shows a drastic reality of that usually common people or public does not knows which actually attracts to have a deep and critical research to compile a reality for public.

Our observation and secondary research reflects that mostly people avoid visiting recreational places because of many problems related to management, safety and facilities. Dense populated Karachi has the main problem security which is also a basic obstacle to visitors. Lack of funds, mismanagements and worst strategy are the main causes due to which people don't like to visit the park. Bad infrastructure, drug addicts, criminal activities, stray dogs, corruption, and government policies usually shows a destroyed or an unmaintained park.

The collected data discussed with a local government officer which told annual budget of parks which are not properly used on the maintenance of parks. Dispute between Karachi Municipal Corporation and district Municipal Corporations the reason of unclean parks, garbage dumping, not watering the plants and provided facilities not in usable conditions usually not attracts the visitors.

Our research and this report indicate all the problems and present the point of view of all stake holders related to parks and public spaces.

## Methodology:

Eighty interviews were conducted with a multiple relevant stakeholder. 60 percent were males and 40 percent were female respondents. Their perception about parks and playground problems are documented below. The interviews were conducted in the month of July 2016 at different parks of Karachi including North Nazimabad Mufti Ramzan Park in District Central, PAF museum in district Korangi, DHA Park and some neighborhood parks. Respondents include 32 females and 48 males.

The data for this study is qualitative as well as quantitative. The interviews were conducted in formal as well as informal setting including parks and on the roads and footpaths. Before the interview took place, the objectives of study were explained to the respondents as a necessity of research morality. For comfort a “convenient” sampling method was applied where interview led random.

The checklist for the interviews was comprised of two parts. Part A consisted of necessary questions which represent a profile of the interviewees (see below) and Part B a detailed interview, and a justification to further investigate the respondents’ perceptions of parks and playgrounds issues in Karachi.

## Challenges

Being a first experienced we faced a lot of challenges in conducting a survey regarding security, communication barrier, the respondent were not willing to respond on the subject, hot climate also distract us while taking interviews at afternoon 12:00 . Our time was also wasted because the in charge of fun land was fell fear to give information about his business sector according to governmental place regarding policies. After even all these hurdles we finally conducted all the required interviews bearing all challenges.

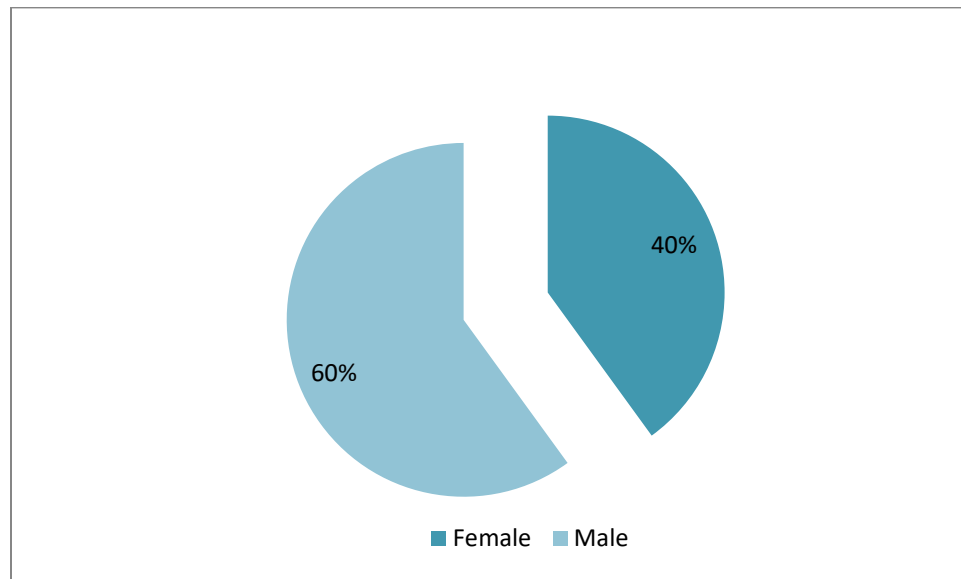
### ARCHITECTURE OF REPORT

- 1) We acknowledge respected Sir Younus Baloch the Director of Urban Resource Centre who provide an opportunity to do research work on Public Parks and Play ground and we also grateful to the Sir Zahid Farooq and all the staff of U.R.C who cooperate us a lot.
- 2) The research about parks and play grounds s based on the recreational places of Karachi and their problems regarding management, environment and social issues. Political, burucreacy, drug addicts, security and corruption destroyed recreational places
- 3) Our research based on quantitative methodology for this we have sampled 80 questions, the interviews were taken at Hill Park and neighbourhood Parks. News Clippings and Net Surfing and consultant observation were our primary research.
- 4) During our research, we faced two core difficulties, once during interviews at middle of July (Hot Days) and second when we consultant were not responding our questions regarding finance, political influence.
- 5) Our interviews based on twenty-six questions related to our secondary research and biographies. All the interviews are taken correctly and accurate.

- 6) In conclusion, our report we find many aspects that why people avoid visiting parks and the problems they faced in parks.
- 7) The problems we identified in this research have some solutions that Government authorities and Park staff should perform their duties sincerely and the visitors also take care of parks property whenever they visit park to improve this worse condition.

**GRAPHS AND CHARTS FOR  
QUANTITATIVE SURVEY OF PARKS AND PLAYGROUND  
August 21, 2016**

1. Out of the total 80 respondents. there children ages that visit parks with their family 0 to 5years were 31percent,6 to 10 years were 16percent, 11 to 15years were15percent,16 to 18years were 22percent,18above were 3percent,0 to 10 years were 3percent,6 to 15years were 3percent and 11 to 18years were 1percent and 6percent did not respond to this question.



**Gender Configuration as per parks survey given above the chart**

The reasons of less participation in public spheres such as parks are elaborated in upcoming few lines

Usually 60 percent of male visit different parks and 40 percent female visit park. However, the case of PAF and Maritime Museum is different where ratio of female is approximately equal to male because of their 1) Strict security system 2) Well maintained and all kind of facilities are available there. Whereas, the case of neighborhood parks was different. In some neighborhood

parcs, female ratio is approximately zero due to their 1) bad infrastructure, 2) security reason and 3) drug edict presence. But some parks have equal female and male ratio because those parks are used as couple’s date. Moreover, in load shading time, the parks are usually crowded by males because of fresh air and for enjoyment.

A quick glance on media reports and press clippings suggests that guards are not deployed because of lack of funding and physical violence against them. It was also reported that some incidents of target killings also occurred in the parks. Also, not well lit perks infuse psychological fear in park visitors and they tend not to go those parks which do not have sufficient illumination.

(Jang-2, 7/5/2010, Jung, 3/10/2011,Jung, 7/10/2011,Jung, 3/10/2011)(The News, 22/4/2013,Express-Urdu, 4/2/2013,Jang, 29/08/2015)

Row Labels	Count	of
		Gender
Female	32	
Male	48	
Grand Total	80	

Table 1: Shows Gender Configuration

- Out of the total 80 respondents. there children ages that visit parks with their family 0 to 5years were 31percent,6 to 10 years were 16percent, 11 to 15years were15percent,16 to 18years were 22percent,18above were 3percent,0 to 10 years were 3percent,6 to 15years were 3percent and 11 to 18years were 1percent and 6percent did not respond to this question.

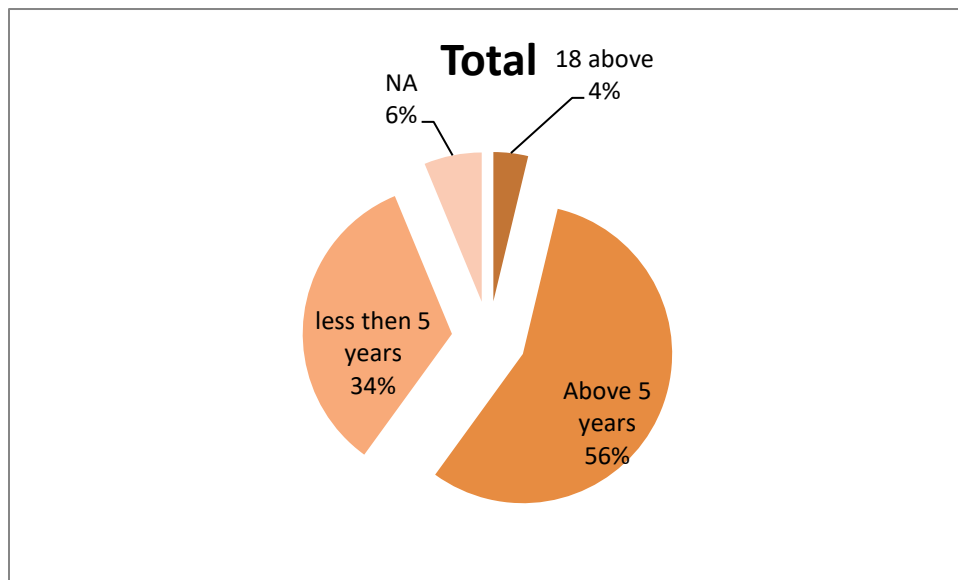


Figure 1. Different ages of children visit park as per park survey as shown in the above chart

Usually above 5 years' children visit park mostly with their parents for recreational activities. However less than 5 years' children ratio is fewer, because they can't visit park without their parents as well as their parents don't have time to visit parks. Whereas Adult (18 above) ratio is moderate, because they are busy in their studies and jobs. However, if they have time for recreational activities they don't choose to visit park due to 1) lack of proper maintenance, 2) no security system for protection of public and 3) lack of facilities.

After deep observation of news and internet serving about parks and play grounds we found that due to Ignorance of local authorities against preservation of parks, lack of proper maintenance, parks gradually lost its beauty and by establishing new parks rather than maintain existing parks common citizens stopped visiting it.<sup>1</sup>

3.

Row Labels	Sum of Count of Ages of children
18 above	3
Above 5 years	45
less than 5 years	27
NA	5
<b>Grand Total</b>	<b>80</b>

Table 2: Shows Different age children visitors

Out of the total 80 respondent's 76 percent visit their area parks and 24percent do not visit their local parks.

---

<sup>1</sup> (Jung, 25/9/2012,Jung, 13/2/2012,Express Tribune-13, 17/1/2013)

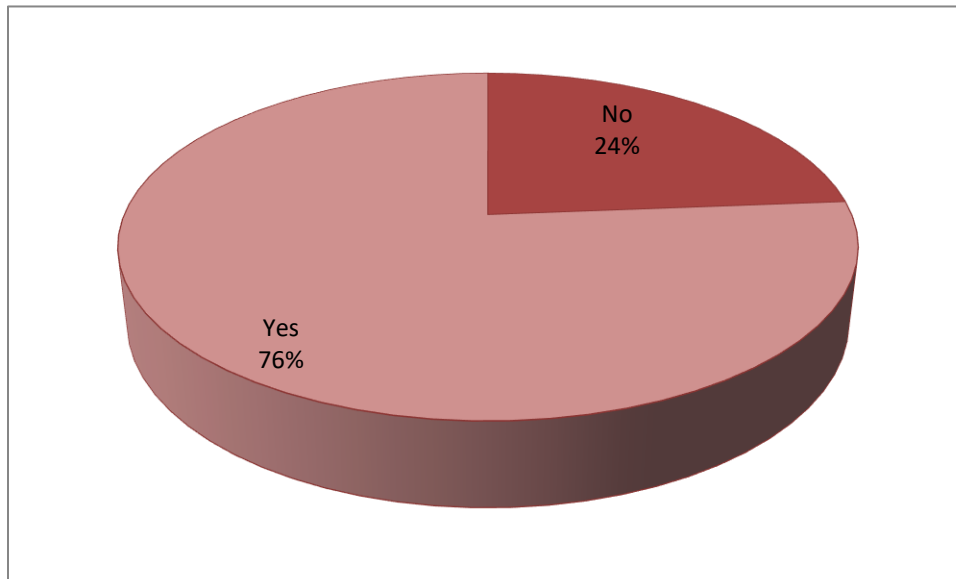


Figure 2. Visitor to local park as per park survey as shown in above chart

Mostly people visit their area parks because they feel safe in their areas as well as area parks are usually on walking distance but if we concern those who don't visit they seems much busy in their life as well they don't prefer to visit, because of negative perception about parks as well as less importance of recreational spaces. Instead, they visit park they prefer to get pleasure by watching TV dramas etc.

Row Labels	Count of Park visit
<b>No</b>	19
<b>Yes</b>	61
<b>Grand Total</b>	<b>80</b>

Table 3: Shows visitor to local park

- Out of the total 80 respondents 31percent are those who visit hill park for more than 6 years, 5percent were visiting from previous 5 year, 23percent were visiting from previous 3to 4 years. 24percent were visiting from previous 1 to 2 years. 17percent did not respond to this question.

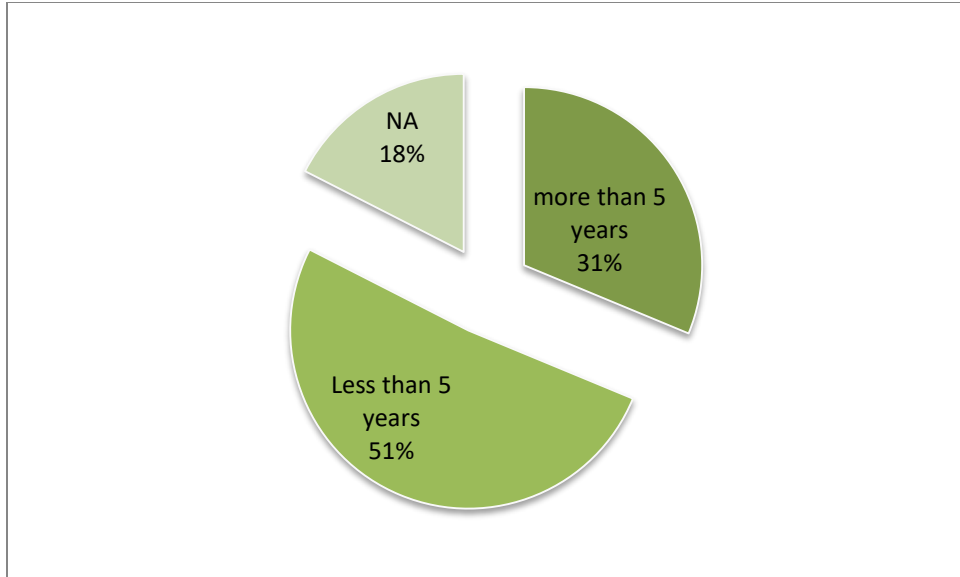


Figure 3. People to visit park since as per park survey is shown in above chart

Row Labels	Sum of Count of Visiting park since
More than 5 years	25
Less than 5 years	41
NA	14
<b>Grand Total</b>	<b>80</b>

Table 4: Shows people to visit park since

- Out of the total 80 respondents 4percent visit daily hill park,22percent visit weekly to hill park, 23percent visit monthly to hill park, 18percent visit occasionally to hill park, 15 percent visit rarely to hill park, 4percent visit monthly and occasionally to hill park, 17percent visit did not respond to this.



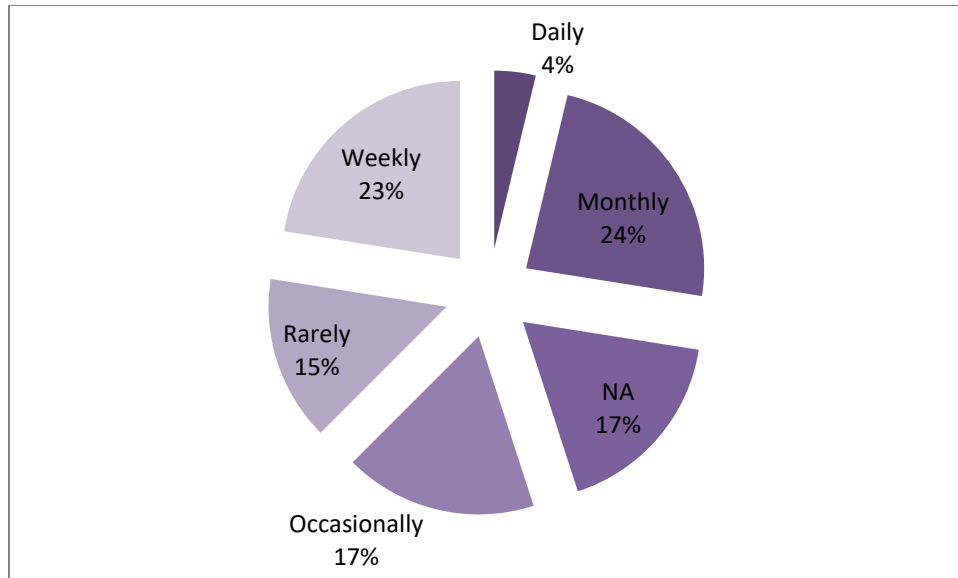


Figure 4. People to often visit park as per park survey as shown in above chart

Ordinarily, those people who visit park daily are for 1) physical fitness, 2) nature meditation as well as when Doctor advised them. Weekly visitant of park used to visit Because of fresh environment for releasing tension twice or thrice a week. Monthly visitant used to visit parks Because of family gathering as well as friends gathering. But if we concern those who visit park occasionally, they spend time in parks, whenever any event is arranged either national or religious. However, if we consider rarely visitant, they visit eventually.

Row Labels	Count of Often visit park
NA	14
Daily	3
Weekly	18
Monthly	18
Occasionally	14
Rarely	12
Monthly, Occasionally	1
<b>Grand Total</b>	<b>80</b>

Table 5: Shows Time Period Visit Park

- Out of the total 80 respondents 64percent visit at evening, 9percent at afternoon,5 percent at morning, 5percent at early morning and 17 percent did not respond to this question.

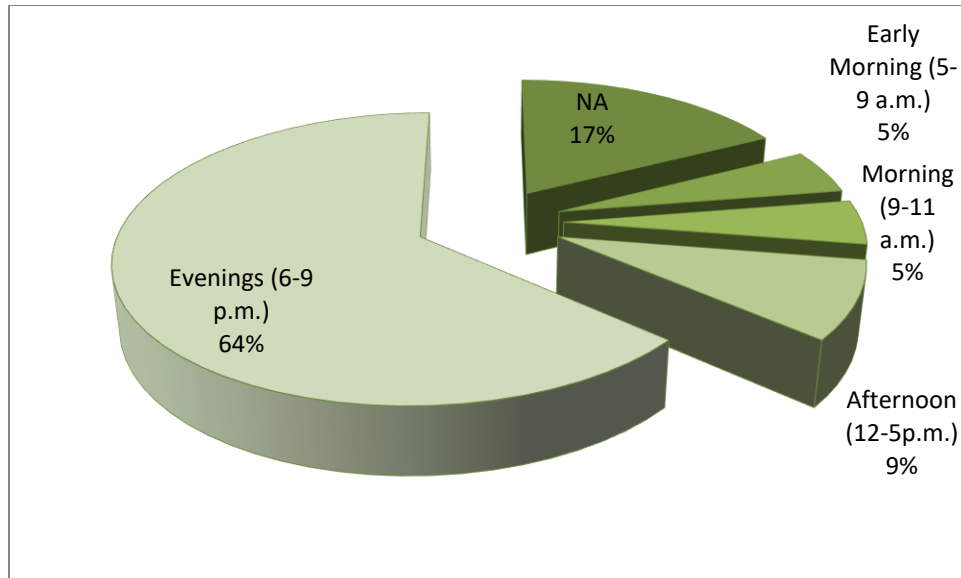


Figure 5.visiting time as per park survey as shown in above chart

Mostly, people visit park in the evening due to 1) availability of time, 2) load shedding, as well as at that time children are free from their studies so, they used to visit park in this time for recreational activities. However, if we consider elder people they used to visit park at that time to enjoy the fresh air because weather is pleasant in the evening. But if we concern those who don't visit park in the evening is due to 1) criminal activities and 2) drug users. Ordinarily, old age people visit park in the early morning because of 1) fresh air and for 2) health purpose. Whereas, if we consider people who don't visit park in the early morning because of their busy schedule. Moreover, some people who visit park in the morning their ratio is approximately equal to early morning ratio because they used to visit park for the same purpose as mentioned above. Some student often visit park in the morning as well because of dating purpose after bunk their institutes. If we consider, ratio of park visitant in the afternoon is very less due to high temperature and usually at that time parks are being maintained as well.

Row Labels	Count of Visiting timing
NA	14
Early Morning (5-9 a.m.)	4
Morning (9-12 a.m.)	4
Afternoon (12-5 p.m.)	7

Evening (6- 9 p.m.)	51
Grand Total	80

Table 6:Shows visiting time

Our secondary research resources like news clippings and media tells us that parks at evening usually empty and visitor avoid visiting because of no lighting system, which gives an opportunity to criminal elements to easily sneak into the park and deprive the visitors of their valuables, and the presence of drug addicts and criminal totally destroyed parks environment that's why people feared to visit.

7. Out of the total 80 respondents 24percent visit hill park after more than 5miles journey, 18percent visit hill park after more than 1 miles journey, 7percent visit Hill Park after  $\frac{3}{4}$  to 1 mile journey, 4percent visit hill park after  $\frac{1}{2}$  to  $\frac{3}{4}$  miles journey, 15percent visit hill park after  $\frac{1}{4}$  to  $\frac{1}{2}$  mile journey, 15percent visit hill park after  $\frac{1}{4}$  to  $\frac{1}{2}$  mile journey, 15percent visit hill park after to  $\frac{1}{4}$  mile journey, 17percent did not answer to this question.

Row Labels	Count of Total travelling to park
NA	14
0 to ¼ mile away	12
¼ to ½ mile away	12
½ to ¾ mile away	3
¾ to 1 mile away	6
More than one mile away	14
More than 5 miles away	19
<b>Grand Total</b>	<b>80</b>

Table 7: Shows Time of Park Visit

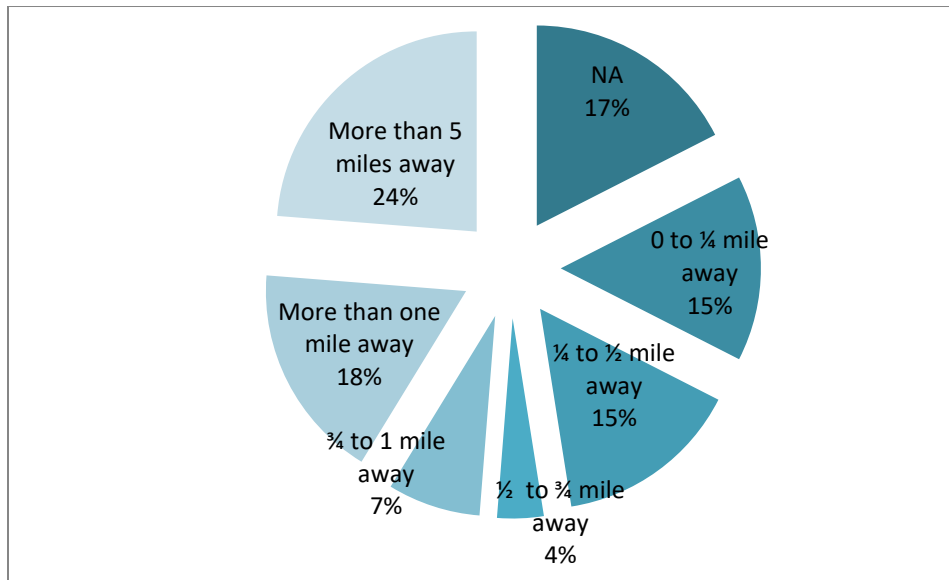


Figure 6. total distance to reach park according to visitor as per park survey is shown in above chart

8. Out of the total 80 respondents 25percent said that parks are too far to walk, 10 percent excuses about busy road, railway, line, creek, river. That limit access, 44percent gave other reason as barrier, 21percent did not respond.

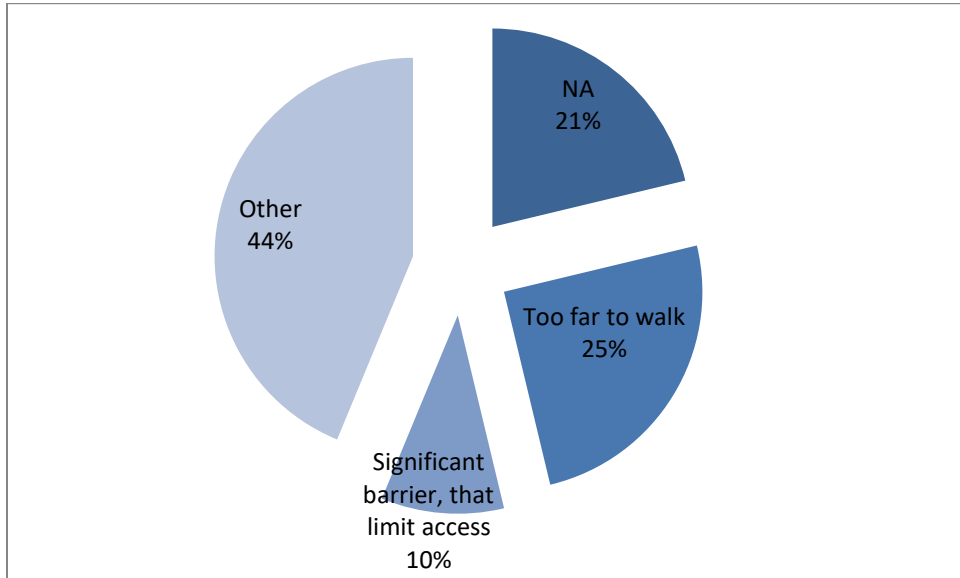


Figure 7. Nearest park barrier to visitor as per park survey as shown in above chart

As per park survey 25percent people consider distance as barrier (very far to walk).and 10percent people said they faced significant barriers like busy road, railway line, creek, rivers etc to reach Neighborhood Park and some other said that they faced other problems like lack of maintenance, no facilities available, criminal activities and drug edict presence to reach neighborhood park.

Row Labels	Count of Nearest park barriers
NA	17
Too far to walk	20
Significant barrier, such as a busy road, railway, line, creek, river tc. that limit access	8
Other	35
<b>Grand Total</b>	<b>80</b>

Table 8: Shows Nearest park barrier to visitor

Majority of the respondents mentioned the Barriers that why they don't choose to visit nearest park is because of 1) lack of maintenance, 2) no proper security and 3) too far to walk. However, some families mentioned that mostly in the nearest parks not so much facilities available for children. But if we concern well developed areas like PECHS, DEFENCE and KARSAZ etc their resident used to visit nearest parks frequently because those parks are 1) well maintained as well as 2) recreational spaces available for children. Moreover, a person belongs to different areas like Federal B. Area prefers those parks too.

The collected data from secondary resources discern barriers to visit nearest parks that local authorities ignore against preservation of parks. Facilities which are provided are not enough for visitant and are not in useable condition which usually limits visitors to visit. But if we concern security the data tells that because of improper entrance or no digital security gates and no boundary wall limit visitor who wish to visit park.<sup>2</sup>

9. Out of the total 80 respondents 23percent get accesses by their private vechial,20percent use their bike, 20percent reached park by walk,10percent come from public transport,6percent use other option,1 percent use public transport or their private car, 1 percent had both option by walk or bike. And 19percent did not answer to this.

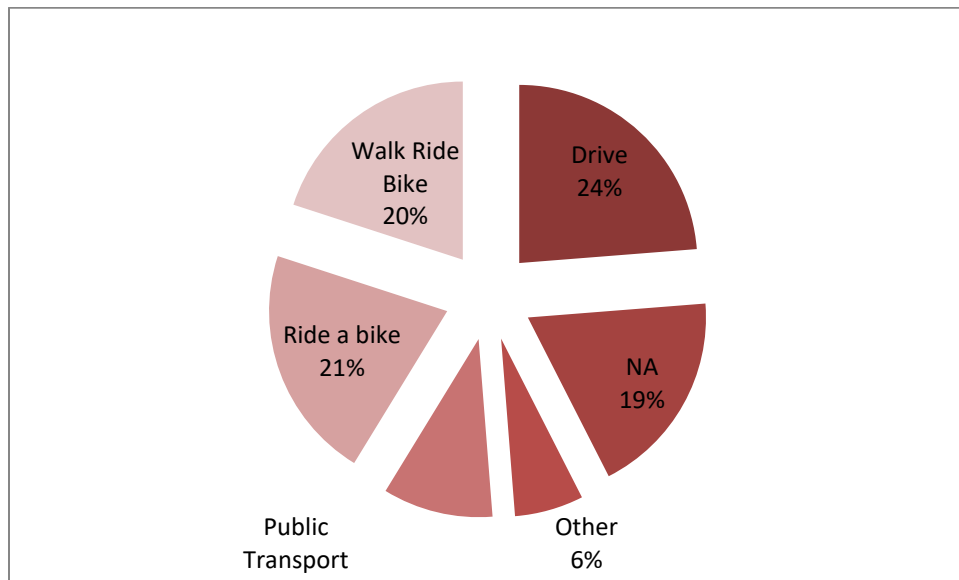


Figure 8. Accesses to visit park as per park survey as shown in above chart

<sup>2</sup> (The News, 27/5/2013, Dawn-16, 24/4/2013, The News-19, 4/6/2013, Express, 24/1/2013)

Row Labels	Sum of Count of Access to local parks
Drive	19
NA	15
Other	5
Public Transport	8
Ride a bike	17
Walk Ride Bike	16
<b>Grand Total</b>	<b>80</b>

Table 9: Shows Accesses to visit park

Majority of the respondents mentioned that they access to their local parks by private transport because of less availability of public transport. But if we concern about new youth especially boys, they access to their local parks by 1) walking or 2) ride a bike because they have their own motor bikes whereas girls can't ride bike so they used to visit park with their families by private transport.

10. Out of the total 80 respondents 30percent spend 1hrs, 17percent spend 1 or half and hrs,14percent spend half or less than half hrs., 14percent spend 2 to 4 hrs., 8percent spend more than 4 hrs. and 17 percent did not answer to this.

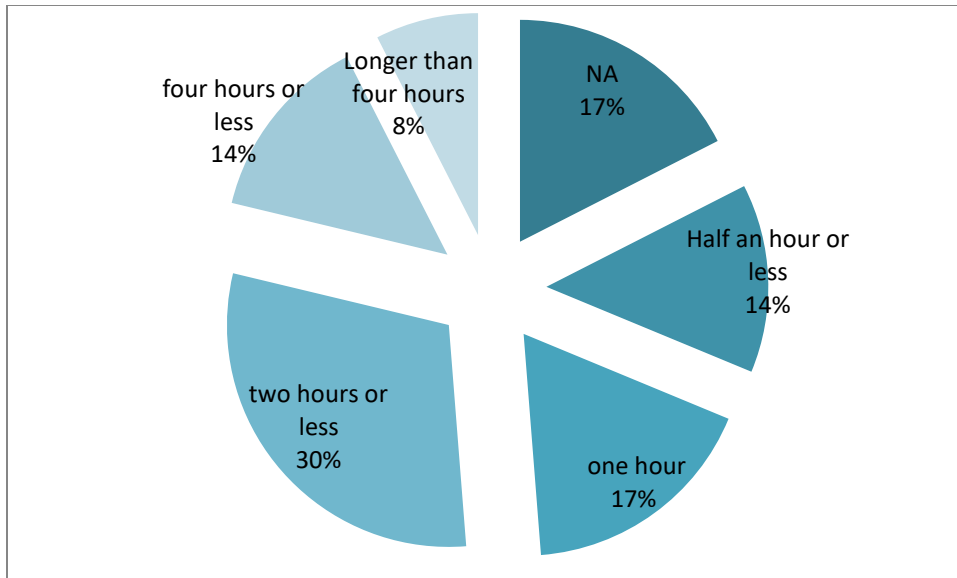


Figure 9. total time to spend in park as per park survey is shown in above chart

Row Labels	Count of Spending time at park
NA	14
Half an hour or less	11
one hour	14
two hours or less	24
four hours	11
Longer than four hours	6
Grand Total	80

Table 10: Shows total time to spend in park

3

Majority of the respondents mentioned they used to spend one or two hours in parks because of 1) entertainment purpose and to 2) spend time with their families. Mostly Families used to visit parks at evening from 5 to 7 pm because of 1) drug addict presence and 2) criminal activities begin in the park after sunset. But if we concern those who visit park for half an hour are employee and their workplace nearest to that park. However, some people used to visit park for one hour because of exercising purpose. Moreover, some people who visit park for longer than four hours because of recreational and sports activities as well as they stay in park for family festivals and events.

<sup>3</sup> (Dawn-16, 24/4/2013, The News-19, 4/6/2013, Express, 24/1/2013)



As per secondary research some historical parks have been virtually turned into a center for anti-social elements and drug addicts due to negligence of relevant authorities. . There is no proper security management to stop them. Most of the visitors are afraid to visit because they feel unsafe due to these types of people which totally change the whole park environment

11. Out of the total 80 respondents 14 percent come alone to park, 69 percent come with others and 17 percent did not respond to this.

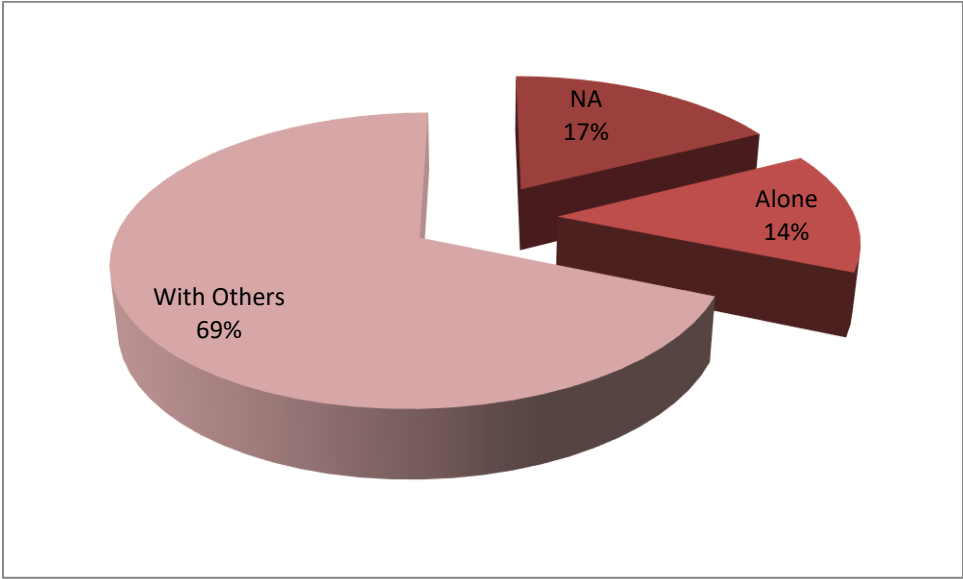


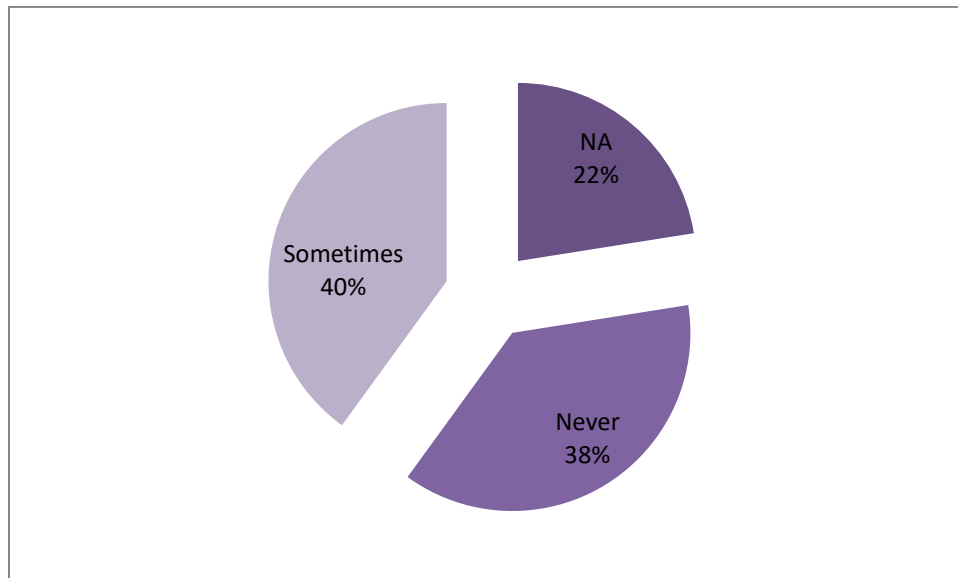
Figure 10. People who visit park alone or with other as per park survey is shown in above chart

Row Labels	Count of Alone/others
NA	14
Alone	11
With Others	55
Grand Total	80

Table 11: Shows People who visit park alone or with other

People who visit alone park for doing their personal works or for peace and want to spend some time for thinking and also for relaxation. The people who visit park with others for their fun and entertainment and spent time with their friends and family.

12. Out of the total 80 respondents 38percent never use parks as exercise, 24percent use sometimes as exercise,16percent use often parks for exercise,5percent had no opinion and 17percent did not respond to this answer.



Row Labels	Sum of Sum of Count of Use park
------------	---------------------------------

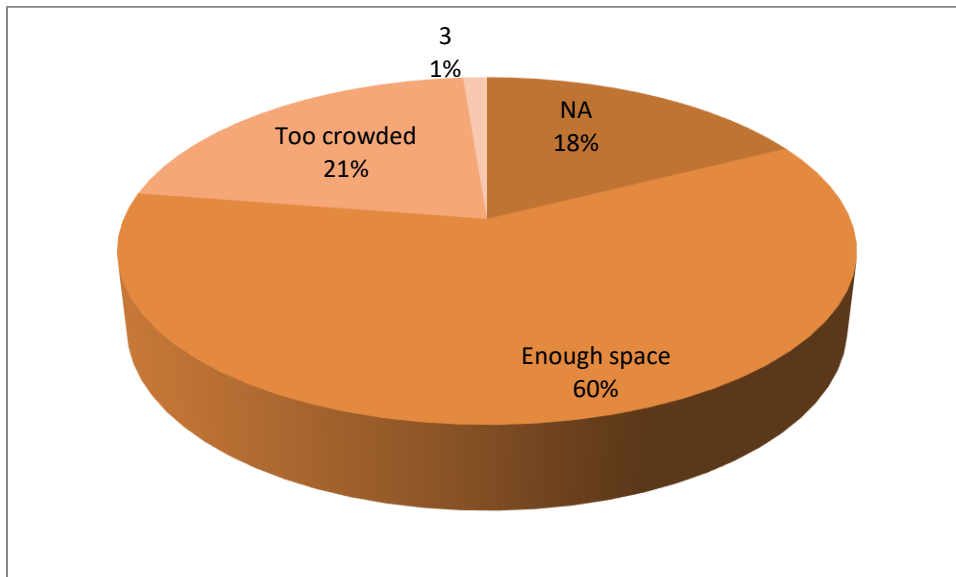
Figure is shown in

for exercise	
NA	18
Never	30
Sometimes	32
<b>Grand Total</b>	<b>80</b>

11.use of park for exercise as per park survey above chart

People never visit park for exercise because they don't want to do exercise and who often visit park for exercise because doctor recommend for that.

13. Out of the total 80 respondents 60percent thinks enough space for hill park,21percent thinks too crowded and 18percent did not respond to this answer.



Row Labels	Count of Enough space in parks
NA	14

Figure 12.space in park for shown in above chart

Enough space	48
Too crowded	17
3	1
Grand Total	80

people as per park survey is

14. Out of the total 80 respondents 40percent knows parks rule, 43percent do not knows parks rule, 17percent did not give answer.

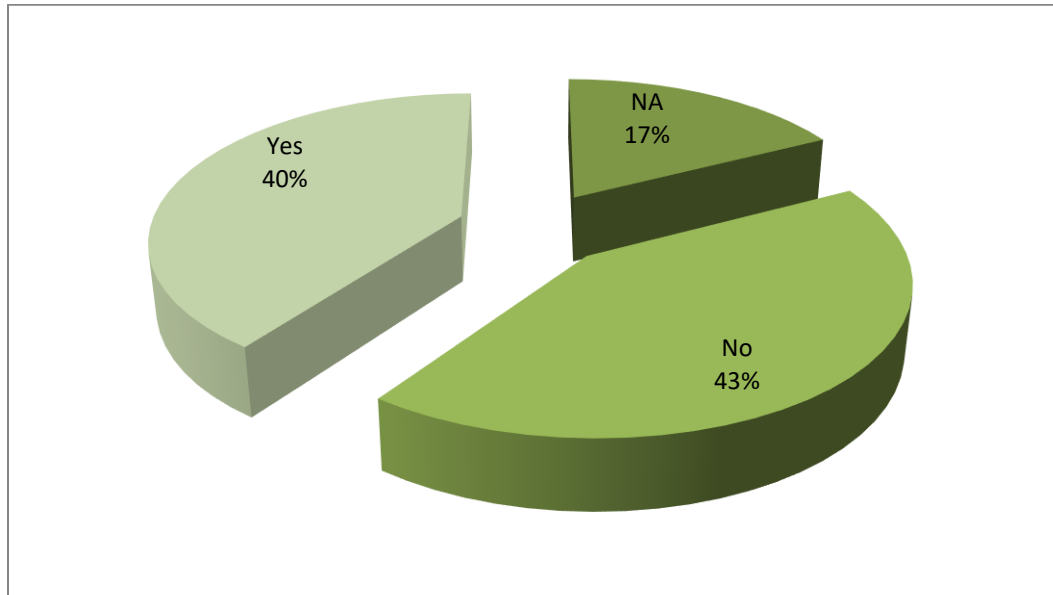


Figure 13.peoplewho know park rules chart

Table 13: Shows space in park for people

as per park survey as shown in above

Majority of the respondents said that they don't read rule sign because some of them are illiterate so they can't read it. Whereas, some of them are literate but they ignore rule sign board because they don't have any interest in it. However, some people don't have awareness about the importance of rule sign so they don't read it as well as another main reason which we highlighted is that rule sign board are not on the proper places. But if we concern people those who read rule sign because they are curious to know about the rules of parks, whereas some people read rule sign when they see the board. However, according to one of research team member point of view some people are strictly follow the rule because they are men of principle.

Row Labels	Count of Read rule sign
<b>NA</b>	14
<b>No</b>	34
<b>Yes</b>	32
<b>Grand Total</b>	<b>80</b>

Table 14: Shows people who know park rules

15. Out of the total 80 respondents 36percent of 0 to 20 years visit hill park, 51percent of 21 to 40 years visit hill park, 10percent of 41 to 60 years visit hill park, 3percent of over 60 years visit hill park

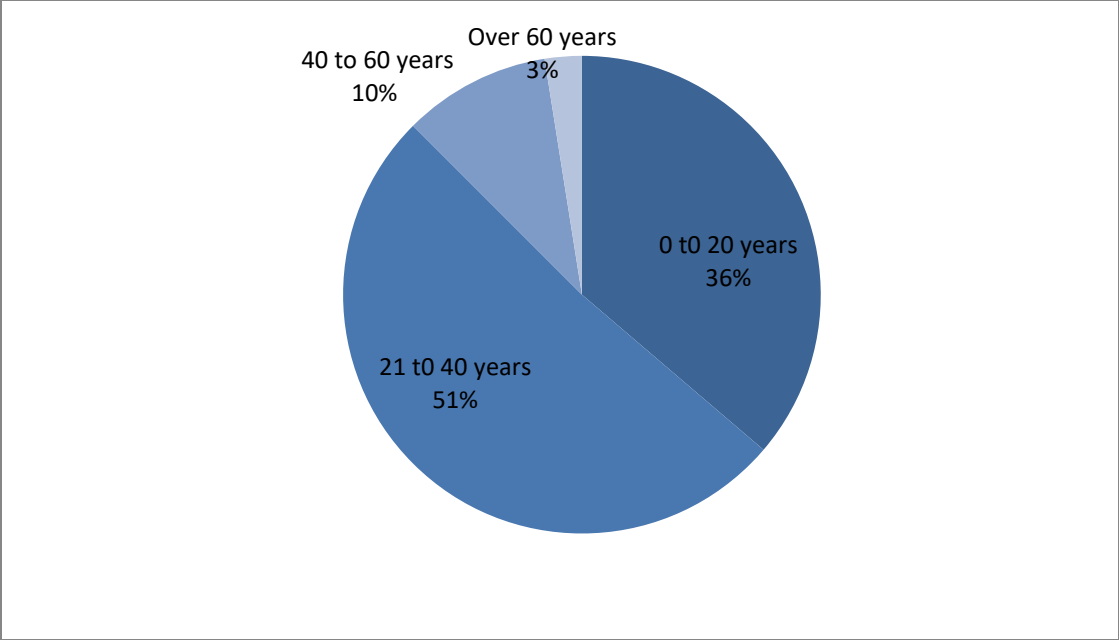


Figure 14. Ages of visitor as per park survey is shown in above chart

Row Labels	Count of Age
0 to 20 years	29

Mostly visitor's age that visit time with their family and about visitor's age below 20

<b>21 to 40 years</b>	41
<b>41 to 60 years</b>	8
<b>Over 60 years</b>	2
<b>Grand Total</b>	<b>80</b>

Park is above 20 years to spent friends. But if we concern years, they came to visit park

because of playing and for hangouts as well as to refresh themselves for outdoor activities. Whereas, visitors age over 60 years they came to visit park only because of doctor's advice and to enjoy natural beauty. Moreover, mostly above 60 years' people don't visit park because they can't travel.

16. Out of the total 80 respondents 23percent knows parks historical sign's, 60percent do not knows parks historical sign's, 17percent did not give answer.

Row Labels	Count of Read Park's Historical sign
<b>NA</b>	14
<b>No</b>	48
<b>Yes</b>	18
<b>Grand Total</b>	<b>80</b>

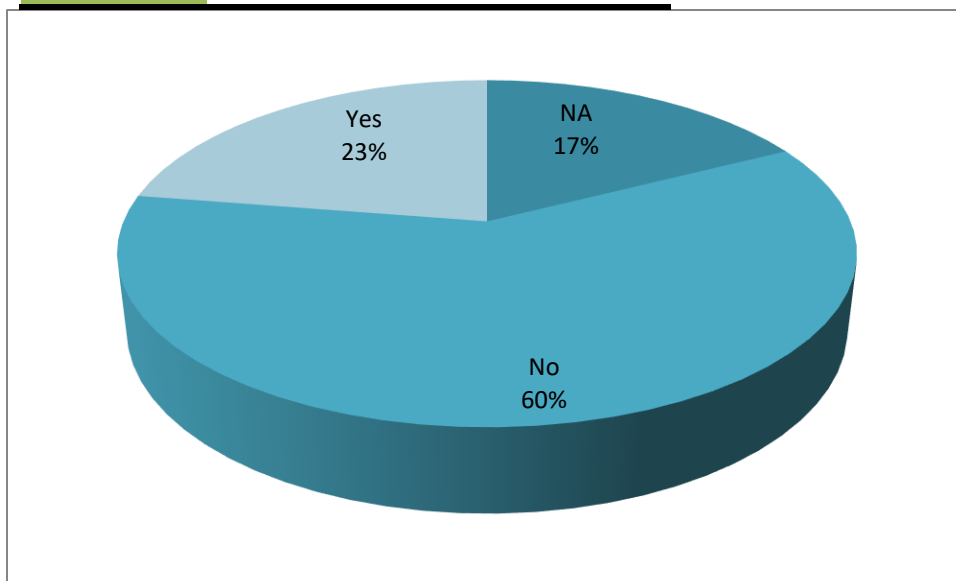


Figure 15. people who know historical sign of park as per park survey is shown in above chart



Majority of the respondent said they didn't read historical sign because mostly parks have no historical sign and if the historical sign is present they are not at their proper places. However, some people are not aware about the importance of historical sign as well as they are also not interested to know the history of park. Moreover, according to one of my research team member point of view some people already heard the history of park from their ancestor that's why they didn't read the historical sign. But if we concern people who read historical sign because they are very curious to know about the history of park and they know the importance of it. Whereas, according to one of my research team member point of view some people read historical sign if they see the board.

17. Out of the total 80 respondents 35percent said parks are often clean, 40percent said parks are sometimes clean, 8percent said parks are never clean and 17percent didn't give answer.

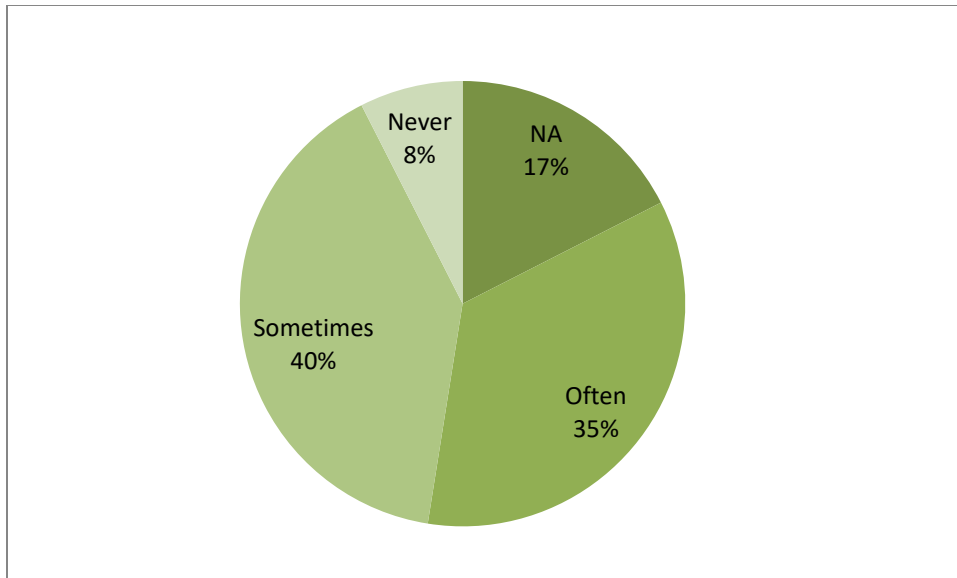


Figure 16. Cleanliness of park as per park survey is shown in above chart

Majority of the respondent said that parks are sometime clean because of religious, cultural and political event. However, some people say that few parks like PAF and Maritime Museum are often clean because parks staff are on duty, proper dustbin are available in park as well as people also care that they don't through the litter at park. But if we concern about Neighborhood Park they are usually unclean because there is no one to look after.<sup>4</sup>

The secondary research shows that park condition is very bad. Garbage is being dumped from adjoining areas, spoiling the attraction of the recreation place and its look like a GTS (Garbage Transfer Station). There was no proper management or ways of cleaning. In some parks site town management through untreated animal waste in the park which created problem to the visitors who used to come there daily for fresh air in the evening.

Row Labels	Count of Cleanliness
NA	14
Often	28
Sometimes	32
Never	6
Grand Total	80

<sup>4</sup>{Jang, 5/11/2010, The News, 5/1/2008, Express-Urdu, 8/5/2012, The News, 4/6/2013,Jang, 11/10/2010}

18. Out of the total 80 respondents, 55percent never use bathroom, 11percent park visitor sometime use bathroom, 9percent respondent often use bathroom, 8percent visitor have no opinion and 17percent didn't give answer.

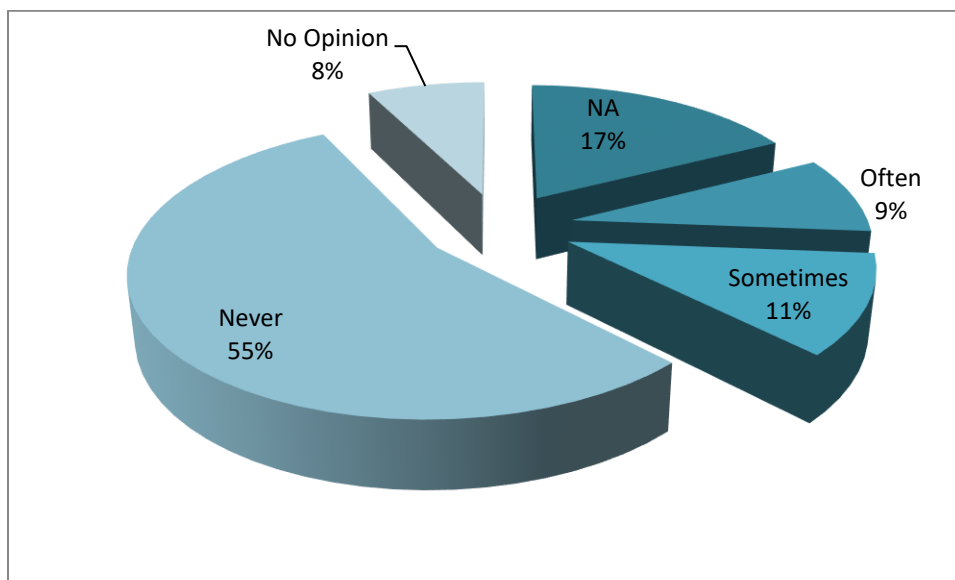


Figure 17. use of bathroom of park as per park survey is shown in above chart

Majority of the respondent said that they never use bathroom of parks because bathroom are not in condition to use as well as they are not clean and water is also not available in bathroom. However, some people say that they sometime use bathroom in emergency.

The collected data of secondary research shows that the parks also face water shortage problem. Due to which its lake mostly dry and grass of children play area usually dry.

Row Labels	Count of Use bathroom
NA	14
Often	7
Sometimes	9
Never	44
No Opinion	6
Grand Total	80

Table 16: Shows use of bathroom of park

19. Out of the total 80 respondents, 13percent bathroom, 11percent park visitor sometime use bathroom, 9percent respondent often use bathroom, 8percent visitor have no opinion and 17percent give didn't answer.

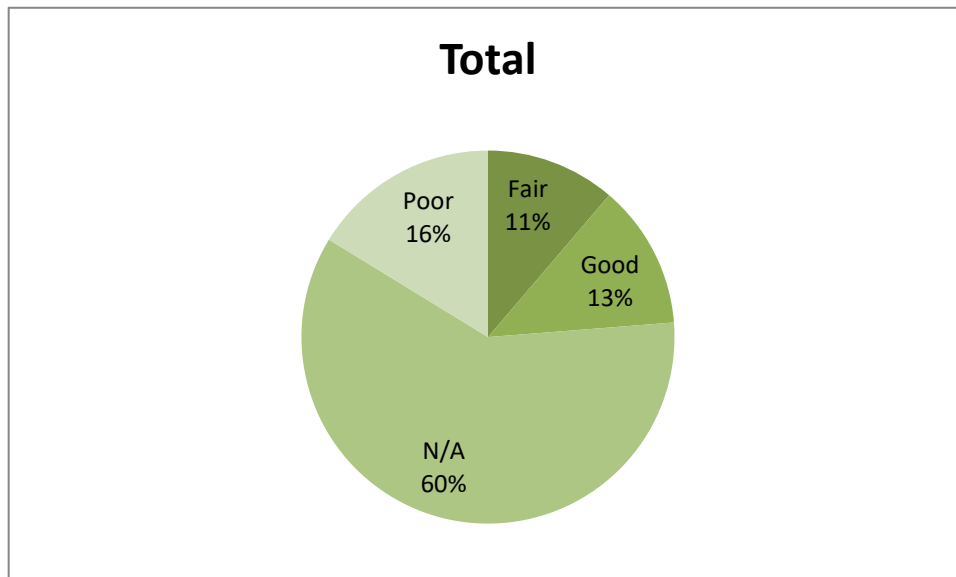


Figure 18. rate for condition of bathroom as per park survey is shown in above chart

Mostly of the respondent rate bathroom poor because they are not in condition to use as well as are not clean no water availability in bathroom. Fewer people rate bathroom good of maritime and PAF museum park because cleanness and facilities. Some of them people rate bathroom fair because they think they are in useable condition.

Row Labels	Sum of Count of Rate Bathroom
------------	-------------------------------

<b>Fair</b>	9
<b>Good</b>	10
<b>N/A</b>	48
<b>Poor</b>	13
<b>Grand Total</b>	<b>80</b>

5

Table 17: Shows rate for condition of bathroom

No facilities were provided to visitor according to secondary data, major causes were identified as lack of fund and private contract. However, this has also been reported that Administration authorities spend million to build parks but unfortunately due to irresponsibility of administrative of parks now it seems as desert. There is no proper cleaning system, street light; benches dustbins all have been broken. <sup>6</sup>

20. Out of 80 respondents, 27percent rate very good environment 34percent rate fair 3percent poor 17percent not respondents, 19percent rate excellent to the environment of park.

---

<sup>5</sup>{Jang, 11/10/2010, Express-Urdu, 24/1/2013, Dawn, 25/04/2014}

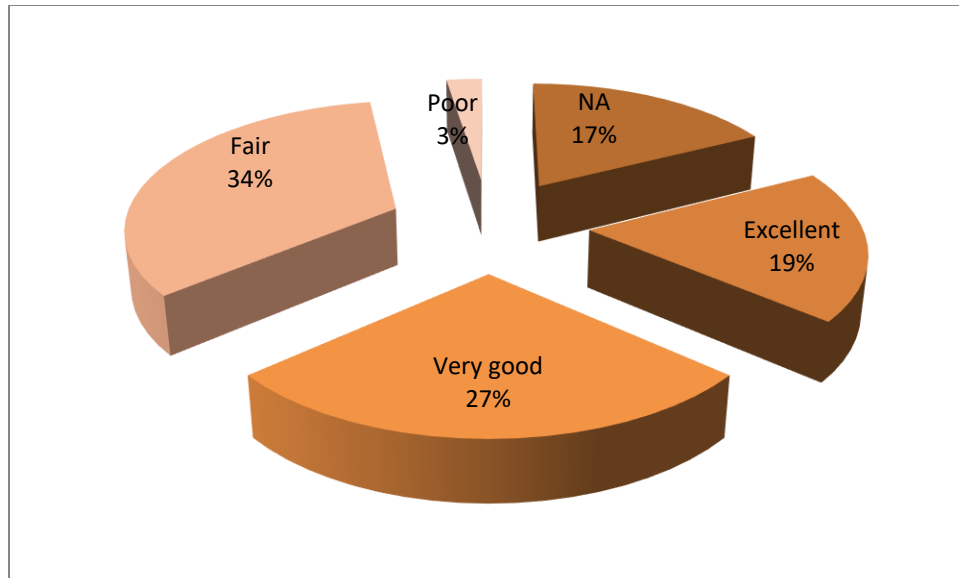


Figure 20 rating about environment of park as per park survey is shown in above chart

Row Labels	Count of Environment of Park
NA	14
Excellent	15
Very good	22
Fair	27
Poor	2
Grand Total	80

Table20: Shows rating about environment of park

As per our park research majority people said that park environment is fair because they are satisfied by parks facilities and their maintenance that are provided for recreational. Visitor that thinks very good environment is due to security because of proper checking system and ticket issuance. Less favored environment as excellent due to well-maintained natural environment and fewer of them criticizes on parking system due to no proper area.

21. Out of the total 80 respondents, 63percent park visitor feel safe in park, 20percent park visitor didn't feel safe in park and 17percent didn't give answer.

Row Labels	Count of Feel Safe
NA	14
No	16
Yes	50
<b>Grand Total</b>	<b>80</b>

Table21 :Shows safe security as per park

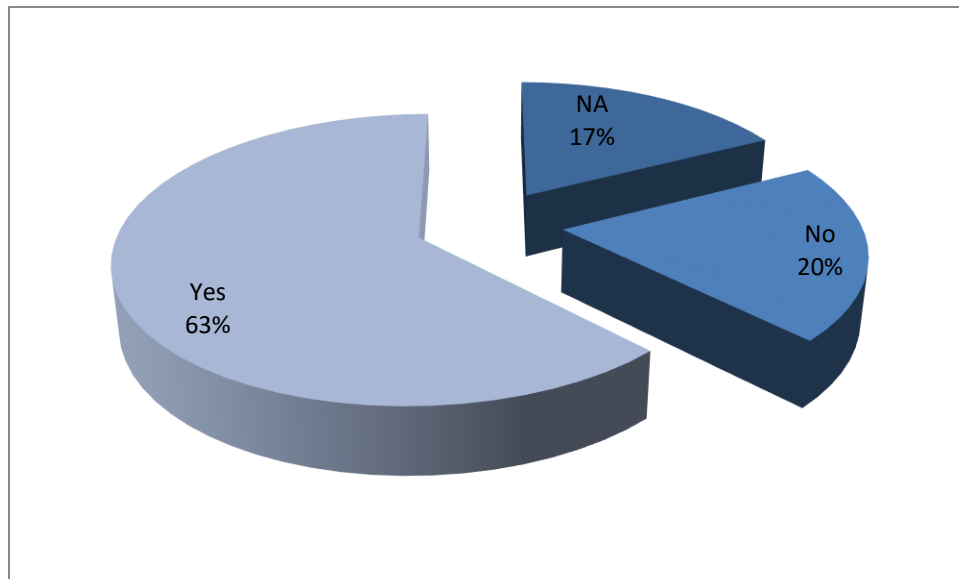


Figure 21. safe security as per park survey is shown in above chart

7

As per our park survey mostly people said that they feel safe in park because park security system is good and also feels less fear for any criminal activities in crowded places. And some of them said they don't

<sup>7</sup>{Dawn-6, 22/7/2010, Dawn, 24/4/2013, Dawn, 24/4/2013,}

feel safe in park because of drug edicts presence, criminal activities like snatching and mention about no boundary wall. However, in the case of women or girls, they don't feel safe in park because of harassment.

Some press clipping report that park steel fence is broken, so one can enter the park from anywhere. The park has some unsecured land without any boundary wall. Some land grabbers also attempt to encroached park spaces. Furthermore, the broken iron walls have allowed transporters to park their vehicles in parks.

22. Out of the total 80 respondents, 13percent park visitor said park & recreation staff often on site, 31percent respondent said park & recreation staff sometime on site, 36percent respondent said park & recreation staff never on site, 3percent visitor have no opinion and 17percent didn't give

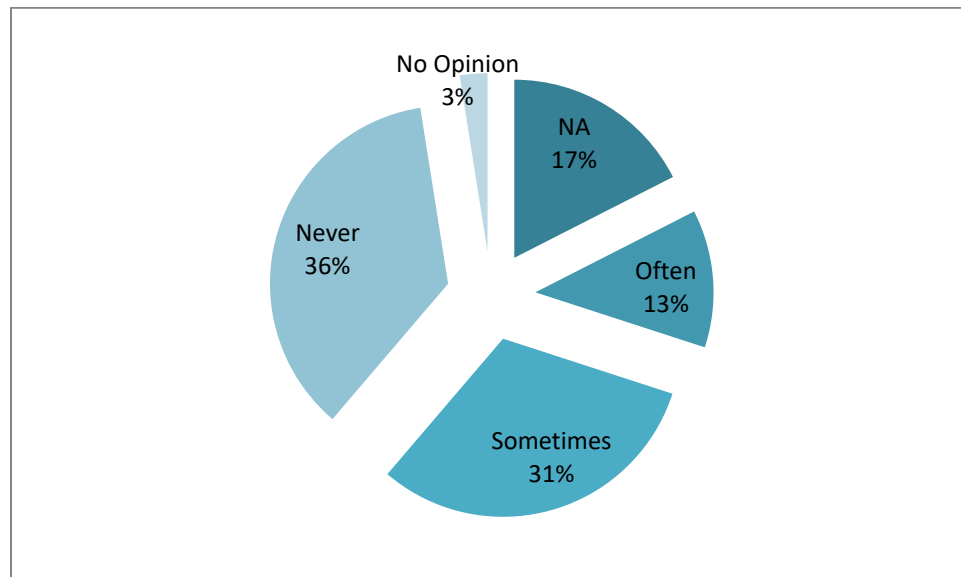


Figure 22. presence of park staff according to visitor as per park survey is shown in above chart

Row Labels	Count of Parks & Recreation staff on site
NA	14
Often	10
Sometimes	25
Never	29
No Opinion	2
Grand Total	80

Table22: Shows presence of park staff according to visitor



The observation about park staff that we find through our survey is that majority of park staff not present on their duties because they are higher through political influence some of other are not sincere with their duty and some don't want to perform their duties. A staff member shared secret that they used to do double job because of no strictness in government job and as well as bribe trend.

23. Out of the total 80 respondents, 22percent park visitor said park & recreation staff friendly, 10percent respondent said park & recreation staff not friendly, 33percent respondent said they have no contact with park & recreation staff, 10percent visitors have no opinion and 17percent didn't give answer.

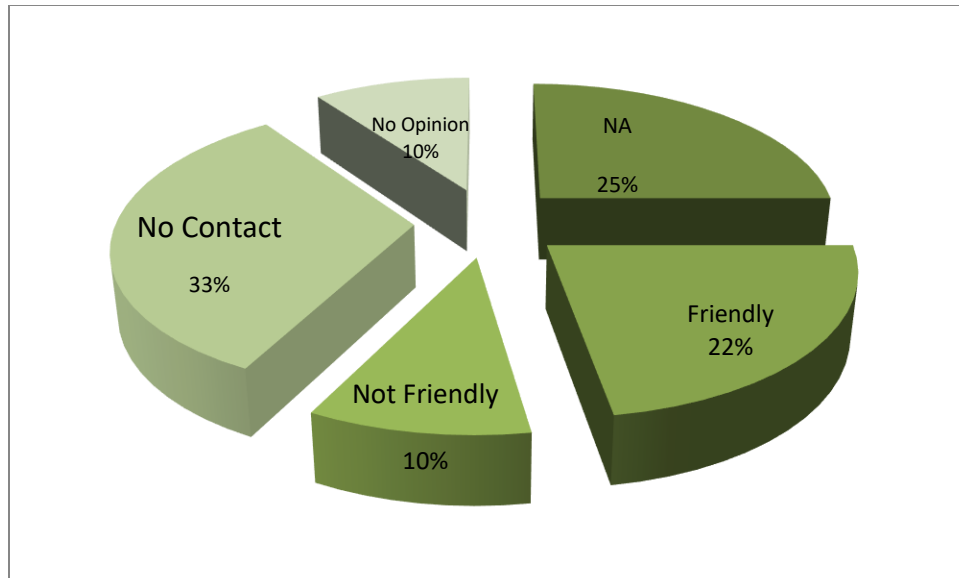


Figure 23.attitude of parks staff with visitor as per park survey is shown in above chart

We observe that the park staff is not much in contact with visitors and busy in their duties and if somebody tries to interact they behave is friendly. but according to our survey mostly said they never talk to them but some told they are friendly because whenever asked about any information they usually tell politely and fewer said they aren't friendly they try to use their power like gate keeper and talk in bad manners

Row Labels	Count of Parks & Recreation staff friendly
NA	20
Friendly	18
Not Friendly	8
No Contact	26
N/A	8
Grand Total	80

Table23: Shows attitude of parks staff with visitor

24. Out of 80 visitors 9percent visitors are very satisfied from parks 32percent are only satisfied, 30percent are neutral,9percent are unsatisfied and 1percent are very unsatisfied and 19percent didn't give answer.

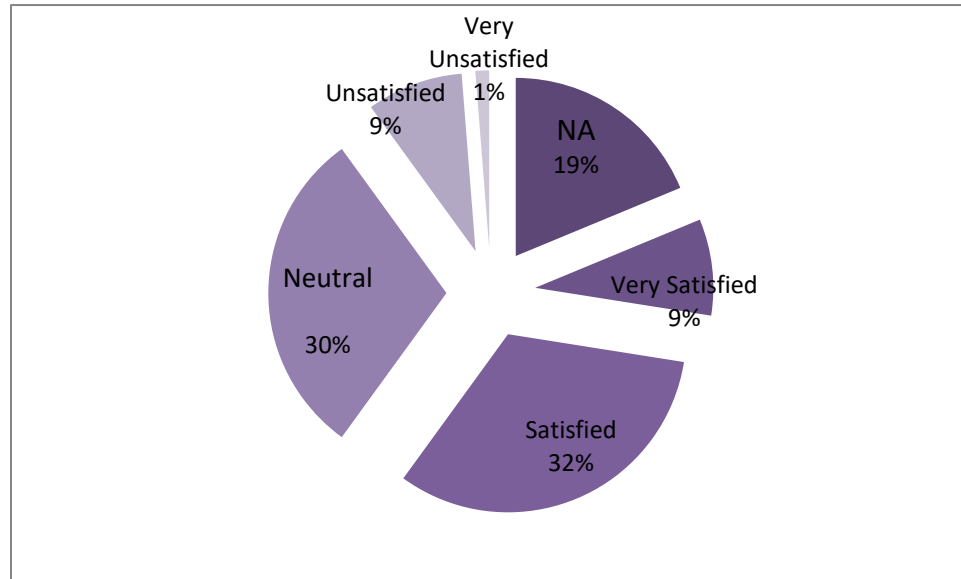


Figure 19. Attitude of parks staff with visitor as per park survey is shown in above chart

The survey result shows that mostly visitor is satisfied due to, proper security and fresh environment,30percent are neutral they neither support parks nor staff of the parks they consider neutrality that they thinks that there are something in favor of parks like play land, saws, and proper sitting but beside this they also critique on parks security and greenery. Some visitors are unsatisfied they thinks main problem is security because proper security attracts visitors to it but unfortunately some of survey parks has no boundary wall and any proper security system but if we concern well developed area park like maritime museum, PAF and Aladdin they have proper security guards and . 9same ratio are satisfied due to, proper security and fresh environment they do not thinks boundary wall as important due to well checking criteria and ticket system only mention some threads at evening time. Very fewer are very unsatisfied because they think main problem is security they think there should be no compromise on security issues.

Row Labels	Count of Satisfied from parks
NA	15
Very Satisfied	7
Satisfied	26
Neutral	24
Unsatisfied	7

<b>Very Unsatisfied</b>	1
<b>Grand Total</b>	<b>80</b>

Table 24: Shows attitude of parks staff with visitor

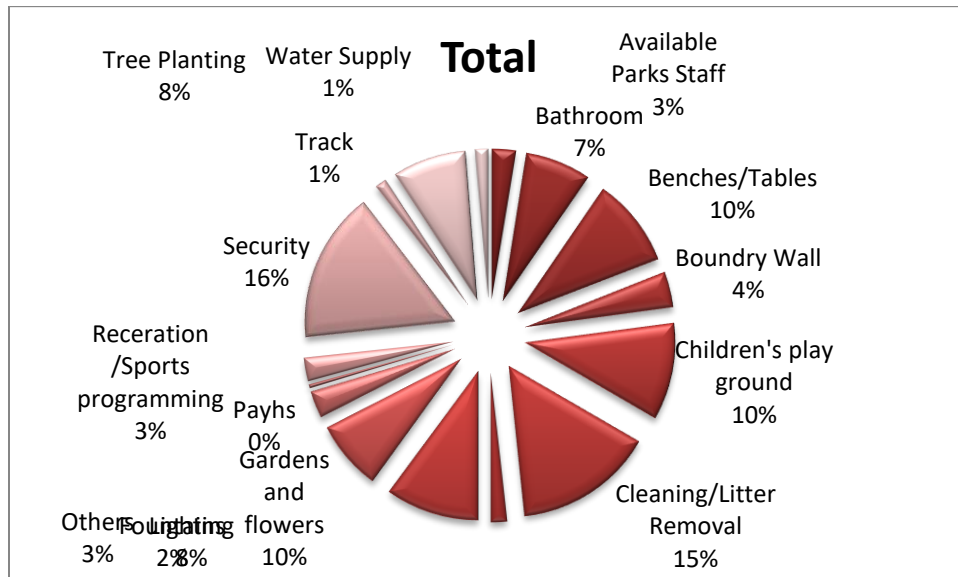
25. Out of 80 respondents, 23% prefer to Tree Planting, 40% give priority to security, 9% prefer to Gardens and flowers, 6% prefer to lightning, 6% prefer to cleaning/litter removal, 1% children's playground, 4% prefer to bathrooms, 5% prefer to boundary wall, 2% available park staff, 1% prefer to track, 1% benches/tables, 1% prefer to payhs, 1% prefer to sport and recreation.

Row Labels	Sum of total
Available Parks Staff	6
Bathroom	17
Benches/Tables	23
Boundary Wall	9
Children's play ground	25
Cleaning/Litter Removal	36
Fountains	4
Gardens and flowers	24
Lighting	18
Others	7
Pays	1
Recreation /Sports programming	6
Security	39
Track	3
Tree Planting	19
Water Supply	3
<b>Grand Total</b>	<b>240</b>

Majority of the respondent give top most priority to security issue because of no proper entrance in parks usually 1) drug addicts, 2) criminals and 3) encroacher constructing and occupying spaces illegally due to 4) no proper security system. The park also has no light facility as well as no boundary wall therefore family avoid coming there because of security issues. However, second priority of park visitant is cleaning or litter removal because garbage is being dumped from adjoining areas in some parks, spoiling the attraction of the recreation place. Parks look like a GTS (Garbage Transfer Station) and due to this health problem arise that's why cleanliness is very important factor of health. But if we concern third most priority of people is 1) gardens and flowers 2) benches/ tables and 3) children playground because of natural beauty, healthy environment and for fresh air. If we consider visitant who prioritize benches and

tables because of health issues like old age, overweight and disabled people cannot sit on grass. Some respondent considers children playground as a third most priority because of child physical health and they want that their children have space for sports and recreational activities.

Some press clipping report the land of park was used for built commercial projects and for housing schemes, Public Park was allotted for water hydrant by the higher authorities. The Plot allotted for Public Park has been illegally occupied by shopkeepers and others. The mosque is construed on public park place. . The land mafia captures public parks and places and start illegal commercial constructions and housing scheme on it so, the residents of Federal B area protest upon it. Marriage halls and food restaurant are constructing on public parks. Private public transporters have converted a portion of the famous Jahangir Park in the sadder area into a terminal, and minibuses are now being freely parked inside the park Unexpected attempt by land grabbers some 25 days ago to occupy an undeveloped portion of the Aziz Bhatti Park last month. Trees are being chopped at dolmen mall and Clifton parks for installing bill boards and advertising board and to provide proper parking area for visitor. Fruit seller illegally occupied space to sell their fruit in parks.



## Conclusion:

Recreational places like Parks and playgrounds are essential to promote active living and healthy life. Majority populations tend to have more limited access to parks and recreational facilities. Compiled data and research suggests that park conditions, maintenance, policies and management may also influence park use and physical activity levels. However, few studies examine that park planners and staff, governing bodies and advocacy organizations can better leverage the impact of parks in shaping an attractive and in beauty pattern.

The evidence concerning the role of parks shows some core issues like security the top most problem which is the basic facility of every citizen. Mostly parks have no proper security system like improper entrance or no digital security gates and no boundary wall. Some incidents of target killings also occurred in the parks. Also, not well lit parks infuse psychological fear in park visitors and visitors avoid visiting because of no lighting system, which gives an opportunity to criminal elements to easily sneak into the park and deprive the visitors of their valuables, parks also turned into a center for anti-social elements and drug addicts due to negligence of relevant authorities and is no proper security management to stop them. Most of the visitors are afraid to visit because they feel unsafe due to these types of people which destroyed the whole park environment and visitors tend not to go to those parks which do not have sufficient illumination. Furthermore, we found that park condition is very bad. Garbage is being dumped from adjoining areas, spoiling the attraction of the recreation place and mostly parks look like a GTS (Garbage Transfer Station). There was no proper management or ways of cleaning, water shortage is an obstacle to maintain parks greenery, usually there is toilet facility but unavailability of water makes it not to use. These major causes were identified as lack of funds and private contract. However, administrative authorities spend millions to build parks but unfortunately due to irresponsibility of administrative of parks now it seems as a desert and due to lack of proper planning existing parks are not re-maintaining but introducing new parks. There is no proper cleaning system, street lights; benches, dustbins all have been broken. The evidence report land of park was used for built commercial projects and also for housing schemes, Public Park was allotted for water hydrant by the higher authorities. The Plot allotted for Public Park has been illegally occupied by shopkeepers and others. The mosque is constructed on public park place. . The land mafia captures public parks and places and start illegal commercial constructions and housing scheme on it marriage halls and food restaurant are constructing on public parks. Private public transporters have converted a portion of the Park area into a terminal, and minibuses are now being freely parked inside the park. And also fruit seller illegally occupied space to sell their fruit in parks.

Governmental institution for public services is mostly in their worst condition regarding facilities, problems and maintenance because of lack of funds and less transparency for budgeting of park maintenance due to corruption of involving relevant authorities makes condition worst. Due to this parks are unmaintained and people stop visiting parks.

## **Recommendation**

A public place, parks and play grounds has its own social, environmental and health impact. Parks are vitally important to establishing and maintaining the quality of life and it plays a key role in human development in a community, ensuring the health of families and youth, and contributing to the economic and environmental well-being of a community some of the key points which needed to be necessary elements for the nature and our environment are below.

- Make sure that proper check and balance of park and play ground will be on daily basis.
- All facilities including playground for children and all facilities are available in parks.
- No illegal construction will be allowed within the area under park and grounds.
- Every society, colony has one park at least.
- All security condition will be necessary element and all parks will be family parks.

We recommended that government and higher authorities should give attention to parks and public spaces and perform their duties sincerely to solve the highlighted issues and provide facilities to parks and relevant authorities should adequately maintain the park so that people would take more interest in visiting them.

## **Karachi Map of Public Parks**



